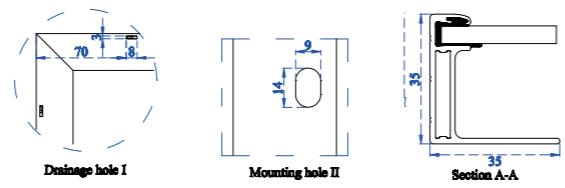
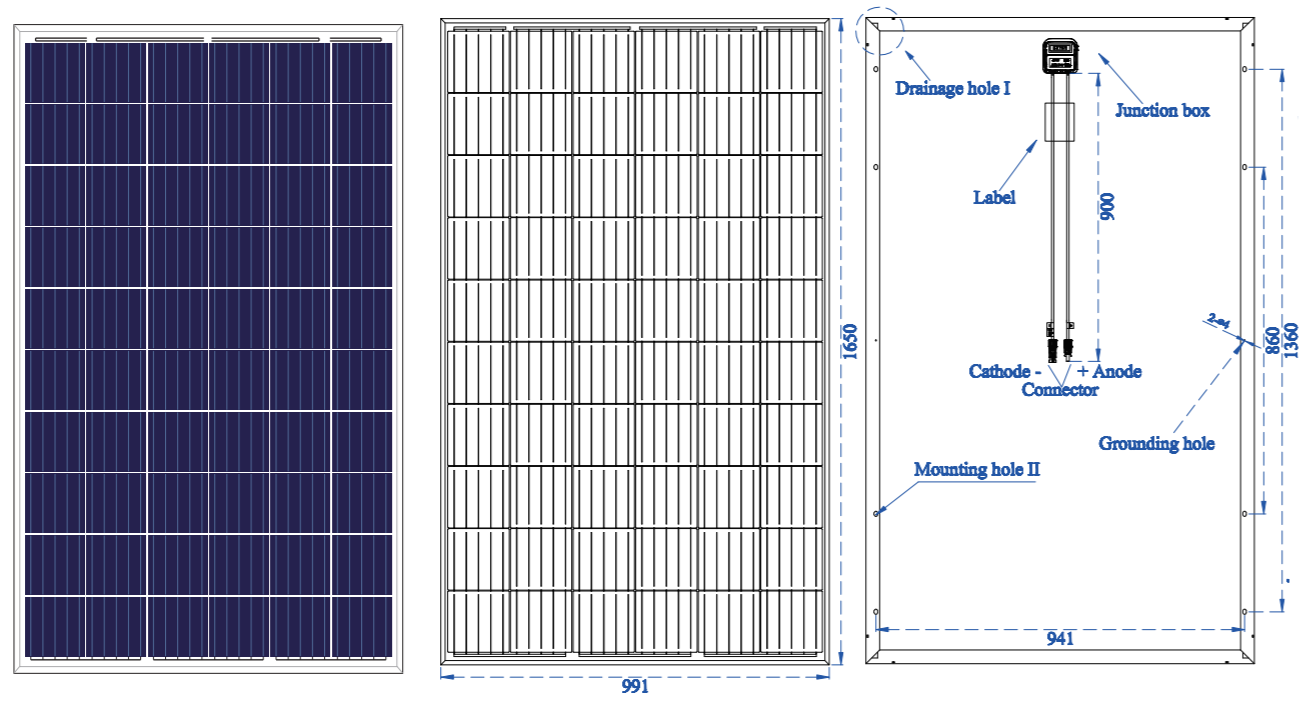


DHP60 ^(5BB)

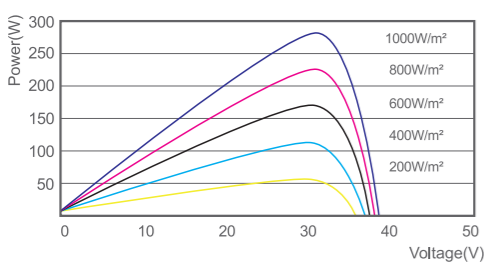
260W-275W

Poly crystalline PV Module

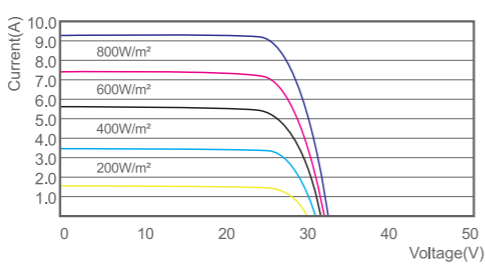


Function parameter

PV Curve (275W)



IV Curve (275W)



Mechanical Specification

Cells Type	Poly156.75×156.75mm
Weight	18.8kg
Dimension (L×W×T)	1650×991×35mm
Output Cables	TUV, Length900mm, 4.0mm²
No.of Cells	60 (6×10)
Front Glass	3.2mm High Transmission,Low Iron Tempered Glass
Frame	Anodised Aluminium
Junction box	IP67, 3 Bypass Diodes
Connector	MC4 or MC4 Compactible

Packing Configuration

Container	20GP	40GP	40HC
PCS per pallet	30	30	30
PLT per container	14	28	28
PCS per container	400	840	924

Operating Parameters

Maximum system voltage	DC1000V
Operating Temperature(C)	-40 ~ +85 C
Maximum series fuse rating	15A
Snow load,frontside	5400Pa
Wind load, backside	2400Pa
Nominal operating cell temperature (NOCT)	45 C ±2 C
Application level	Class A

Electrical Characteristics (Standard Test Conditions)

Module Type	DHP60-260	DHP60-265	DHP60-270	DHP60-275
Maximum Power(Pmax)	260W	265W	270W	275W
Open-circuit Voltage (Voc)	38.1V	38.3V	38.4V	38.5V
Maximum Power Voltage (Vmp)	30.6V	30.8V	30.9V	31.1V
Short-circuit Current (Isc)	9.01A	9.10A	9.22A	9.25A
Maximum Power Current(Imp)	8.50A	8.61A	8.73A	8.84A
Module Efficiency(%)	15.90%	16.21%	16.51%	16.82%
Power Tolerance	0 ~ +5W			
Temperature Coefficient of Isc	0.05%/C			
Temperature Coefficient of Voc	-0.32%/C			
Temperature Coefficient of Pmax	-0.41%/C			
Standard Test Environment	Irradiance 1000w/m², Ambient temperature 25 C, Spectrum AM1.5			

Electrical Characteristics (Noct)

Module Type	DHP60-260	DHP60-265	DHP60-270	DHP60-275
Maximum Power(Pmax)	194W	197W	200W	204W
Open-circuit Voltage (Voc)	35.4V	35.5V	35.6V	35.7V
Maximum Power Voltage (Vmp)	28.5V	28.6V	28.7V	28.9V
Short-circuit Current (Isc)	7.29A	7.35A	7.41A	7.47A
Maximum Power Current(Imp)	6.81A	6.89A	6.97A	7.06A
Standard Test Environment	Irradiance 800w/m², Ambient temperature 20 C, Spectrum AM1.5, Wind speed 1m/s			