

Tiger Pro 72HC

530-550 Watt

MONO-FACIAL MODULE

P-Type

Positive power tolerance of 0~+3%

IEC61215(2016), IEC61730(2016)

ISO9001:2015: Quality Management System

ISO14001:2015: Environment Management System

ISO45001:2018

Occupational health and safety management systems



MBB HC Technology

Key Features



Multi Busbar Technology

Better light trapping and current collection to improve module power output and reliability.



Durability Against Extreme Environmental Conditions

High salt mist and ammonia resistance.



Reduced Hot Spot Loss

Optimized electrical design and lower operating current for reduced hot spot loss and better temperature coefficient.



Enhanced Mechanical Load

Certified to withstand: wind load (2400 Pascal) and snow load (5400 Pascal).

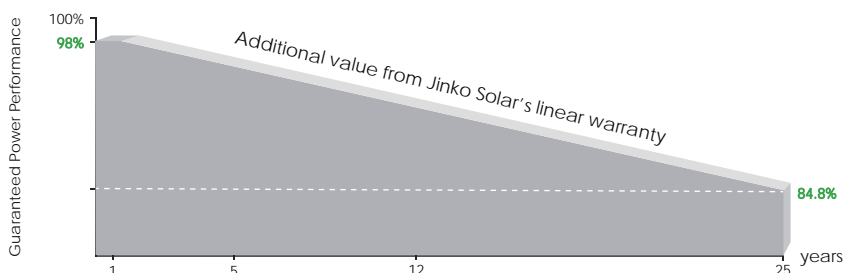


Longer Life-time Power Yield

0.55% annual power degradation and 25 year linear power warranty.



LINEAR PERFORMANCE WARRANTY

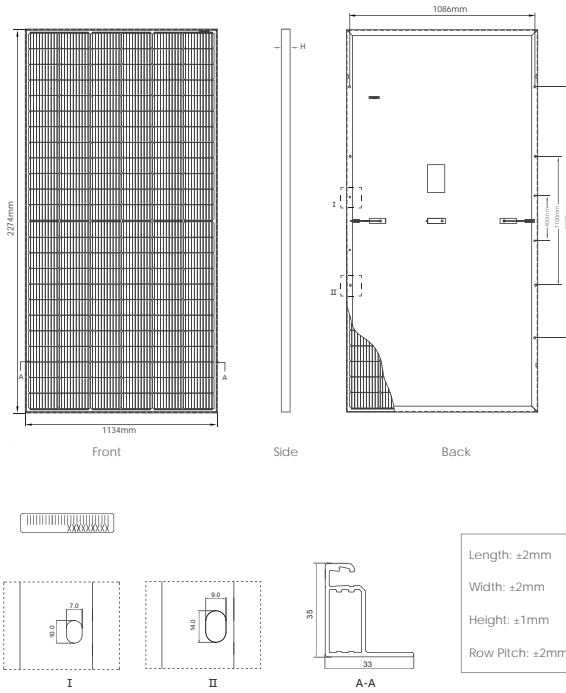


12 Year Product Warranty

25 Year Linear Power Warranty

0.55% Annual Degradation Over 25 years

Engineering Drawings

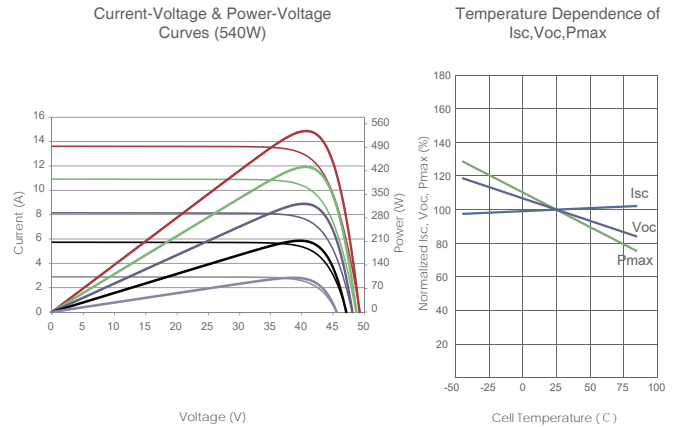


Packaging Configuration

(Two pallets = One stack)

31pcs/pallets, 62pcs/stack, 620pcs/ 40'HQ Container

Electrical Performance & Temperature Dependence



Mechanical Characteristics

| | |
|---------------|---|
| Cell Type | P type Mono-crystalline |
| No. of cells | 144 (6×24) |
| Dimensions | 2274×1134×35mm (89.53×44.65×1.38 inch) |
| Weight | 28.9 kg (63.7 lbs) |
| Front Glass | 3.2mm, Anti-Reflection Coating, High Transmission, Low Iron, Tempered Glass |
| Frame | Anodized Aluminium Alloy |
| Junction Box | IP68 Rated |
| Output Cables | TUV 1×4.0mm ² (+): 400mm, (-): 200mm or Customized Length |

SPECIFICATIONS

| Module Type | JKM530M-72HL4 | | JKM535M-72HL4 | | JKM540M-72HL4 | | JKM545M-72HL4 | | JKM550M-72HL4 | |
|---|--------------------|--------|---------------|--------|---------------|--------|---------------|--------|---------------|--------|
| | STC | NOCT | STC | NOCT | STC | NOCT | STC | NOCT | STC | NOCT |
| Maximum Power (Pmax) | 530Wp | 394Wp | 535Wp | 398Wp | 540Wp | 402Wp | 545Wp | 405Wp | 550Wp | 409Wp |
| Maximum Power Voltage (Vmp) | 40.56V | 37.84V | 40.63V | 37.91V | 40.70V | 38.08V | 40.80V | 38.25V | 40.90V | 38.42V |
| Maximum Power Current (Imp) | 13.07A | 10.42A | 13.17A | 10.50A | 13.27A | 10.55A | 13.36A | 10.60A | 13.45A | 10.65A |
| Open-circuit Voltage (Voc) | 49.26V | 46.50V | 49.34V | 46.57V | 49.42V | 46.65V | 49.52V | 46.74V | 49.62V | 46.84V |
| Short-circuit Current (Isc) | 13.71A | 11.07A | 13.79A | 11.14A | 13.85A | 11.19A | 13.94A | 11.26A | 14.03A | 11.33A |
| Module Efficiency STC (%) | 20.55% | | 20.75% | | 20.94% | | 21.13% | | 21.33% | |
| Operating Temperature(°C) | -40°C ~ +85°C | | | | | | | | | |
| Maximum system voltage | 1000/1500VDC (IEC) | | | | | | | | | |
| Maximum series fuse rating | 25A | | | | | | | | | |
| Power tolerance | 0 ~ +3% | | | | | | | | | |
| Temperature coefficients of Pmax | -0.35%/°C | | | | | | | | | |
| Temperature coefficients of Voc | -0.28%/°C | | | | | | | | | |
| Temperature coefficients of Isc | 0.048%/°C | | | | | | | | | |
| Nominal operating cell temperature (NOCT) | 45±2°C | | | | | | | | | |

*STC: Irradiance 1000W/m² Cell Temperature 25°C

AM=1.5

NOCT: Irradiance 800W/m² Ambient Temperature 20°C

AM=1.5

Wind Speed 1m/s